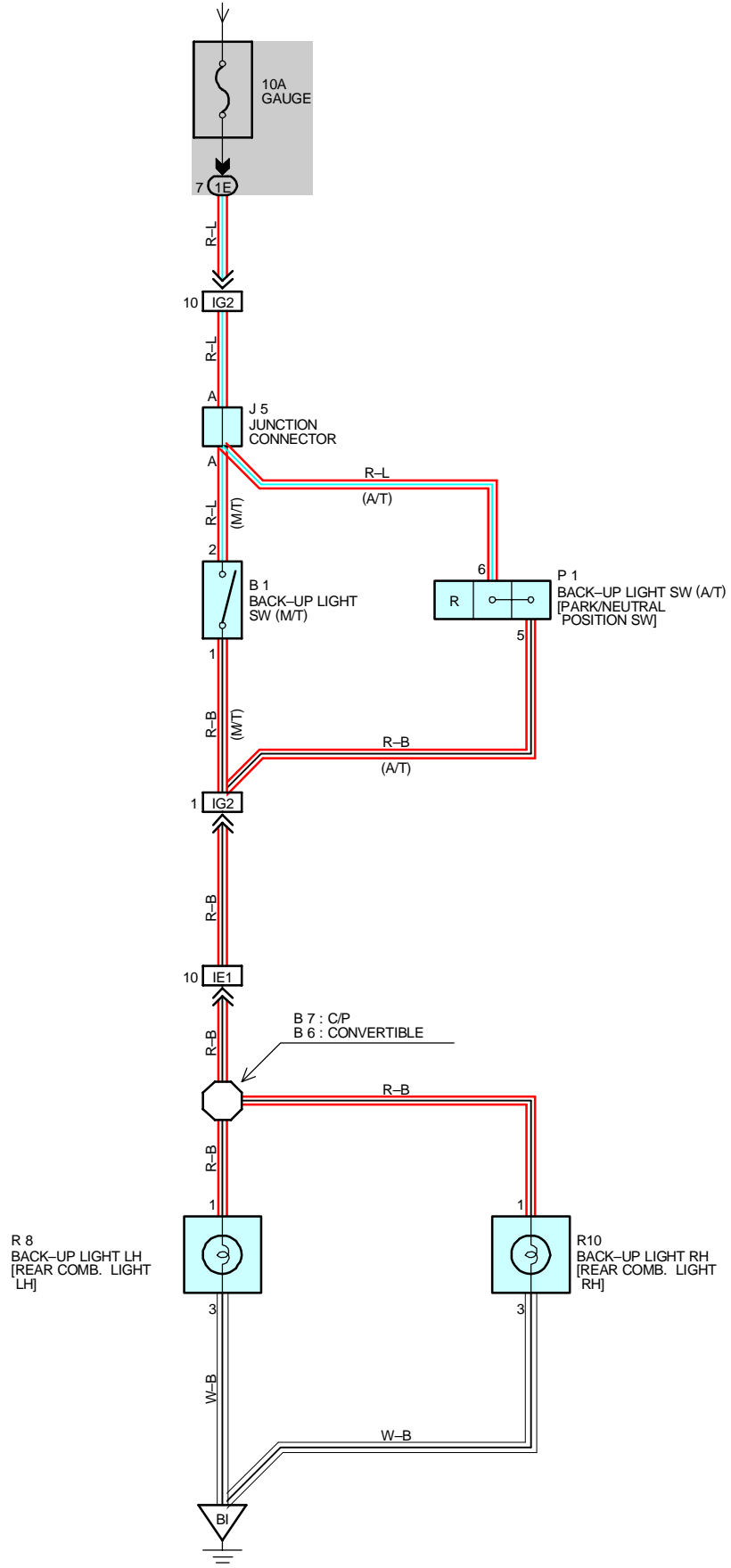




# BACK-UP LIGHT

FROM POWER SOURCE SYSTEM (SEE PAGE 48)



## SERVICE HINTS

### P 1 BACK-UP LIGHT SW (A/T) (PARK/NEUTRAL POSITION SW)

6-5 : CLOSED WITH THE SHIFT LEVER IN R POSITION

### B 1 BACK-UP LIGHT SW (M/T)

2-1 : CLOSED WITH THE SHIFT LEVER IN R POSITION



## : PARTS LOCATION

| CODE | SEE PAGE | CODE | SEE PAGE                 | CODE | SEE PAGE                 |
|------|----------|------|--------------------------|------|--------------------------|
| B 1  | 24       | P 1  | 25                       | R10  | 28(C/P), 29(CONVERTIBLE) |
| J 5  | 27       | R 8  | 28(C/P), 29(CONVERTIBLE) |      | 29                       |



## : JUNCTION BLOCK AND WIRE HARNESS CONNECTOR

| CODE | SEE PAGE | JUNCTION BLOCK AND WIRE HARNESS (CONNECTOR LOCATION)        |
|------|----------|---|
| 1E   | 20       | INSTRUMENT PANEL WIRE AND DRIVER SIDE J/B (LEFT KICK PANEL) |



## : CONNECTOR JOINING WIRE HARNESS AND WIRE HARNESS

| CODE | SEE PAGE | JOINING WIRE HARNESS AND WIRE HARNESS (CONNECTOR LOCATION)   |
|------|----------|--|
| IE1  | 32       | INSTRUMENT PANEL WIRE AND FLOOR WIRE (LEFT KICK PANEL)       |
| IG2  | 34       | ENGINE WIRE AND INSTRUMENT PANEL WIRE (NEAR THE BLOWER UNIT) |



## : GROUND POINTS

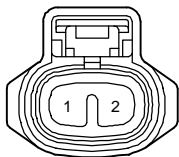
| CODE | SEE PAGE                   | GROUND POINTS LOCATION  |
|------|----------------------------|-------------------------|
| BI   | 32(C/P)<br>37(CONVERTIBLE) | LOWER BACK PANEL CENTER |



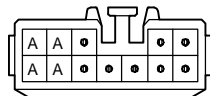
## : SPLICE POINTS

| CODE | SEE PAGE        | WIRE HARNESS WITH SPLICE POINTS | CODE | SEE PAGE | WIRE HARNESS WITH SPLICE POINTS |
|------|-----------------|---------------------------------|------|----------|---------------------------------|
| B 6  | 37(CONVERTIBLE) | FLOOR WIRE                      | B 7  | 36(C/P)  | FLOOR WIRE                      |

B 1 GRAY

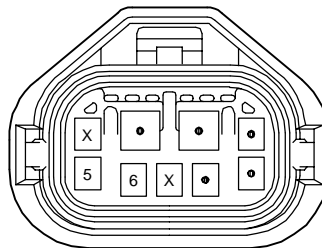


J 5 GRAY

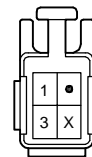


(HINT : SEE PAGE 7)

P 1 GRAY



R 8



R10

